



NORTH LITTLE ROCK WASTE WATER UTILITY

March 18, 2009

Cert. No: 7007 0710 0000 0754 7616

Mr. Allen Gilliam
Arkansas Department of Environmental Quality
5301 Northshore Dr.
North Little Rock, AR 72118

Re: Pretreatment Industrial Users Annual Report
NPDES Permits: AR0020303 AFIN 60-00274, AR0020320 AFIN 60-04317,
AR0038288 AFIN 60-04318

Dear Mr. Gilliam:

We are submitting the 2008 Pretreatment Industrial Users Annual Report for NPDES
Permits AR0020303, AR0020320, and AR0038288. The following items are attached:

- Pretreatment Performance Summary
• Updated Significant Industrial Users with Address List
• Significant Violators List
• Monitoring Results for the Annual Pretreatment Report for Faulkner Lake, Five
Mile Creek, and White Oak Bayou treatment plants
• Copy of Public Notice to be published in the Arkansas Democrat-Gazette
March 5, 2008

If additional information is needed, contact me or a member of my staff at 501-945-7186.

NORTH LITTLE ROCK WASTE WATER UTILITY

Emric F. Roll

Emric F. Roll
Pretreatment Coordinator

Encl.

NPDES PERMIT FILE
NPDES # AR0020303
AFIN # 60-04318
Permit PN
Correspondence
Technical Backup
3/27/09 Date Scanned

RECEIVED
MAR 19 2009
6742
vlt

First 3 quarters w/eff
monitoring used incorrect
methods to achieve reg'd
MQLs. AF

**ANNUAL REPORT - 2008**  
**AS REQUIRED BY INDUSTRIAL PRETREATMENT PROGRAM**

**INDUSTRIES UNDER PERMIT AT THIS TIME ARE:**

**NONCATEGORICAL**

ARKANSAS SURGICAL HOSPITAL  
 BAPTIST HEALTH MEDICAL CENTER-NORTH  
 BLUE BEACON OF NLR  
 CENTRAL ARKANSAS HEALTHCARE SYSTEMS  
 CHICOPEE INC.  
 J B HUNT TRANSPORTATION  
 J M PRODUCTS INC.  
 L'OREAL USA PRODUCTS INC.  
 MAVERICK TRANSPORTATION  
 OAKLEY  
 ST. VINCENT MEDICAL CENTER - NORTH  
 TRUCK-O-MAT OF NORTH LITTLE ROCK  
 TYSON FOODS INC.  
 UNION PACIFIC RAILROAD (PIKE AV.)

**CATAGORICAL**

KOPPERS INDUSTRIES

NUMBER INDUSTRIES IN COMPLIANCE	10
NUMBER INDUSTRIES IN NONCOMPLIANCE	5
NUMBER INDUSTRIES IN SIGNIFICANT NONCOMPLIANCE	0
PENALTY CHARGES BILLED	\$3,999.26
SURCHARGE CHARGES BILLED	\$92,341.73
REGULAR SEWER CHARGES BILLED	\$1,002,733.20
MISCELLANEOUS CHARGES BILLED	\$64,832.97
TOTAL INDUSTRIAL CHARGES BILLED	\$1,163,907.16
NON-SAMPLING INSPECTIONS MADE	15
SAMPLING INSPECTIONS MADE	3,762
VIOLATION NOTICES SENT	3
NONCOMPLIANCE CALLS MADE	14
COMPLIANCE SCHEDULES ISSUED	0
CONSENT ADMINISTRATIVE ORDERS ISSUED	0
TOTAL INDUSTRIAL FLOW FOR THIS YEAR (GALS)	321,279,260

## Summary Sheet

### 2008 Industrial Pretreatment Billing

Charges	Regular	Surcharge	Penalty	Other	Total
Ar. Surgical Hosp.	10,792.74	8,871.20	38.5	744.71	20,447.15
Baptist Health	46,999.74	48,114.36	3680.81	3,242.97	102,037.88
Blue Beacon	16,641.12	1,284.48	235.88	1,148.24	19,309.72
CAV Hosp.	285,963.30	8.91		19,731.48	305,703.69
Chicopee	209,647.44			14,465.67	224,113.11
J B Hunt	14,279.58			985.29	15,264.87
J M Products	4,844.10	877.90		334.24	6,056.24
Koppers	35,255.10	16.93		2,432.62	37,704.65
L'Oreal	32,513.04	28,459.62		2,243.41	63,216.07
Maverick	5,398.44	155.79	44.07	372.50	5,970.80
Oakley	7,412.94	944.15		511.51	8,868.60
St. Vincent Hosp.	63,125.82				63,125.82
Truck-O-Mat	9,221.58			636.28	9,857.86
Tyson	130,709.40	892.28		9,018.95	140,620.63
Union-Pac (Pike)	117,092.46			8,079.38	125,171.84
Union-Pac (400yd)	12,836.40	2,716.11		885.72	16,438.23
<b>Total Charges</b>	<b>1,002,733.20</b>	<b>92,341.73</b>	<b>3,999.26</b>	<b>64,832.97</b>	<b>1,163,907.16</b>

**ARKANSAS SURGICAL HOSPITAL (2008)**  
**PERMIT NUMBER - 2012080110**  
**COMPLIANCE STATUS - NC**

**NON-COMPLIANCE INCIDENTS:**

October      pH below limits (self-monitoring)

**CHARGES ASSESSED:**

<b>MONTH</b>	<b>REGULAR</b>	<b>SURCHARGE</b>	<b>PENALTY</b>	<b>OTHER</b>	<b>TOTAL</b>
JAN	\$424.02	\$442.70		\$29.26	\$895.98
FEB	\$441.78	\$63.65		\$30.48	\$535.91
MAR	\$410.70	\$405.79		\$28.34	\$844.83
APR	\$455.10	\$221.77		\$31.40	\$708.27
MAY	\$432.90	\$400.19		\$29.87	\$862.96
JUN	\$455.10	\$373.24		\$31.40	\$859.74
JUL	\$2,515.26	\$2,739.10		\$173.55	\$5,427.91
AUG	\$1,072.26	\$146.45		\$73.99	\$1,292.70
SEPT	\$1,045.62	\$824.08		\$72.15	\$1,941.85
OCT	\$1,300.80	\$1,376.23	\$38.50	\$89.76	\$2,805.29
NOV	\$938.40	\$693.06		\$64.75	\$1,696.21
DEC	\$1,300.80	\$1,184.94		\$89.76	\$2,575.50
<b>TOTAL</b>	<b>\$10,792.74</b>	<b>\$8,871.20</b>	<b>\$38.50</b>	<b>\$744.71</b>	<b>\$20,447.15</b>

**INSPECTIONS:**

SAMPLING:	250
NON-SAMPLING	<u>1</u>
<b>TOTAL</b>	251

**FLOWS:**

<b>MONTH</b>	<b>GALLONS</b>	<b>DAILY AVERAGE</b>
JAN	142,868	4,609
FEB	148,852	5,133
MAR	138,380	4,464
APR	153,340	5,111
MAY	145,860	4,705
JUN	153,340	5,111
JUL	847,484	27,338
AUG	361,284	11,654
SEPT	352,308	11,744
OCT	405,416	13,078
NOV	292,468	9,749
DEC	405,416	13,078
<b>TOTAL</b>		<u>3,547,016</u>

**COMMENTS:**

Other = franchise fee

**BAPTIST HEALTH MEDICAL CENTER (2008)**  
**PERMIT NUMBER - 2012080111**  
**COMPLIANCE STATUS - NC**

**NON-COMPLIANCE INCIDENTS:**

April BOD over permit limits ✓  
 April TSS over permit limits ✓

**CHARGES ASSESSED:**

MONTH	REGULAR	SURCHARGE	PENALTY	OTHER	TOTAL
JAN	\$3,700.74	\$2,303.23		\$255.35	\$6,259.32
FEB	\$3,423.24	\$4,455.89		\$236.20	\$8,115.33
MAR	\$3,605.28	\$3,807.86		\$248.76	\$7,661.90
APR	\$4,710.84	\$12,641.45	\$3,680.81	\$325.05	\$21,358.15
MAY	\$3,611.94	\$4,578.26		\$249.22	\$8,439.42
JUN	\$4,082.58	\$2,894.78		\$281.70	\$7,259.06
JUL	\$4,595.40	\$2,601.96		\$317.08	\$7,514.44
AUG	\$3,247.86	\$2,657.95		\$224.10	\$6,129.91
SEPT	\$3,025.86	\$2,316.28		\$208.78	\$5,550.92
OCT	\$4,041.60	\$4,645.24		\$278.87	\$8,965.71
NOV	\$4,310.40	\$2,213.39		\$297.42	\$6,821.21
DEC	\$4,644.00	\$2,998.07		\$320.44	\$7,962.51
<b>TOTAL</b>	<b>\$46,999.74</b>	<b>\$48,114.36</b>	<b>\$3,680.81</b>	<b>\$3,242.97</b>	<b>\$102,037.88</b>

**INSPECTIONS:**

SAMPLING:	250
NON-SAMPLING	<u>1</u>
<b>TOTAL</b>	251

**FLOWS:**

MONTH	GALLONS	DAILY AVERAGE
JAN	1,246,850	40,221
FEB	1,153,440	39,774
MAR	1,214,090	39,164
APR	1,587,160	52,905
MAY	1,216,390	39,238
JUN	1,375,054	45,835
JUL	1,548,140	49,940
AUG	1,093,660	35,279
SEPT	1,019,460	33,982
OCT	1,259,480	40,628
NOV	1,342,770	44,759
DEC	1,447,390	46,690
<b>TOTAL</b>	<b>15,503,884</b>	

**COMMENTS:**

Other = franchise fee

**BLUE BEACON OF NLR (2008)**  
**PERMIT NUMBER - 2012080112**  
**COMPLIANCE STATUS - NC**

**NON-COMPLIANCE INCIDENTS:**

January pH below limits (4)  
 May pH below limits  
 July pH below limits  
 November pH below limits (self-monitoring)

**CHARGES ASSESSED:**

<b>MONTH</b>	<b>REGULAR</b>	<b>SURCHARGE</b>	<b>PENALTY</b>	<b>OTHER</b>	<b>TOTAL</b>
JAN	\$1,569.54	\$261.17	\$132.84	\$108.30	\$2,071.85
FEB	\$1,514.04	\$164.10		\$104.47	\$1,782.61
MAR	\$1,407.48	\$254.46		\$97.12	\$1,759.06
APR	\$1,274.28	\$88.83		\$87.93	\$1,451.04
MAY	\$1,447.44		\$38.88	\$99.87	\$1,586.19
JUN	\$1,467.42			\$101.25	\$1,568.67
JUL	\$1,474.08	\$74.25	\$29.16	\$101.71	\$1,679.20
AUG	\$1,174.38	\$87.15		\$81.03	\$1,342.56
SEPT	\$1,316.46	\$46.18		\$90.84	\$1,453.48
OCT	\$1,610.40	\$93.45		\$111.12	\$1,814.97
NOV	\$1,171.20	\$137.03	\$35.00	\$80.81	\$1,424.04
DEC	\$1,214.40	\$77.86		\$83.79	\$1,376.05
<b>TOTAL</b>	<b>\$16,641.12</b>	<b>\$1,284.48</b>	<b>\$235.88</b>	<b>\$1,148.24</b>	<b>\$19,309.72</b>

**INSPECTIONS:**

SAMPLING:	250
NON-SAMPLING	<u>1</u>
<b>TOTAL</b>	<b>251</b>

**FLOWS:**

<b>MONTH</b>	<b>GALLONS</b>	<b>DAILY AVERAGE</b>
JAN	528,836	17,059
FEB	510,136	17,591
MAR	474,232	15,298
APR	429,352	14,312
MAY	487,696	15,732
JUN	494,428	16,481
JUL	496,672	16,022
AUG	395,692	12,764
SEPT	443,564	14,785
OCT	501,908	16,191
NOV	365,024	12,167
DEC	378,488	12,209
<b>TOTAL</b>		<b>5,506,028</b>

**COMMENTS:**

Other = franchise fee

**C A V MEDICAL CENTER (2008)**  
**PERMIT NUMBER - 2012080113**  
**COMPLIANCE STATUS - C**

**NONCOMPLIANCE INCIDENTS:**

**CHARGES ASSESSED:**

<b>MONTH</b>	<b>REGUALR</b>	<b>SURCHARGE</b>	<b>PENALTY</b>	<b>OTHER</b>	<b>TOTAL</b>
JAN	\$20,672.64			\$1,426.41	\$22,099.05
FEB	\$19,811.28	\$8.91		\$1,366.98	\$21,187.17
MAR	\$21,236.52			\$1,465.32	\$22,701.84
APR	\$22,148.94			\$1,528.28	\$23,677.22
MAY	\$24,482.16			\$1,689.27	\$26,171.43
JUN	\$24,439.98			\$1,686.36	\$26,126.34
JUL	\$26,564.52			\$1,832.95	\$28,397.47
AUG	\$28,014.18			\$1,932.98	\$29,947.16
SEPT	\$27,425.88			\$1,892.39	\$29,318.27
OCT	\$17,836.80			\$1,230.74	\$19,067.54
NOV	\$24,820.80			\$1,712.64	\$26,533.44
DEC	\$28,509.60			\$1,967.16	\$30,476.76
<b>TOTAL</b>	<b>\$285,963.30</b>	<b>\$8.91</b>	<b>\$0.00</b>	<b>\$19,731.48</b>	<b>\$305,703.69</b>

**INSPECTIONS:**

SAMPLING:	250
NON-SAMPLING	<u>1</u>
<b>TOTAL</b>	251

**FLOWS:**

<b>MONTH</b>	<b>GALLONS</b>	<b>DAILY AVERAGE</b>
JAN	6,965,294	224,687
FEB	6,674,846	230,167
MAR	7,154,699	230,797
APR	7,462,660	248,755
MAY	7,175,597	231,471
JUN	7,227,753	240,925
JUL	8,555,520	275,985
AUG	8,664,450	279,498
SEPT	9,240,610	308,020
OCT	5,559,022	179,323
NOV	4,863,890	162,130
DEC	<u>4,554,420</u>	<u>146,917</u>

**TOTAL** 84,098,761

**COMMENTS:**

Other = franchise fee

**CHICOPEE INC (2008)**  
**PERMIT NUMBER - 2012080114**  
**COMPLIANCE STATUS - NC**

**NON-COMPLIANCE INCIDENTS:**

February pH below limits

**CHARGES ASSESSED:**

<b>MONTH</b>	<b>REGUALR</b>	<b>SURCHARGE</b>	<b>PENALTY</b>	<b>OTHER</b>	<b>TOTAL</b>
JAN	\$16,876.44			\$1,164.47	\$18,040.91
FEB	\$15,559.98			\$1,073.64	\$16,633.62
MAR	\$18,974.34			\$1,309.23	\$20,283.57
APR	\$23,030.28			\$1,589.09	\$24,619.37
MAY	\$11,182.14			\$771.57	\$11,953.71
JUN	\$17,464.74			\$1,205.07	\$18,669.81
JUL	\$21,658.32			\$1,494.42	\$23,152.74
AUG	\$18,048.60			\$1,245.35	\$19,293.95
SEPT	\$20,535.00			\$1,416.92	\$21,951.92
OCT	\$19,089.60			\$1,317.18	\$20,406.78
NOV	\$13,958.40			\$963.13	\$14,921.53
DEC	\$13,269.60			\$915.60	\$14,185.20
<b>TOTAL</b>	<b>\$209,647.44</b>	<b>\$0.00</b>	<b>\$0.00</b>	<b>\$14,465.67</b>	<b>\$224,113.11</b>

**INSPECTIONS:**

SAMPLING:	250
NON-SAMPLING	<u>1</u>
<b>TOTAL</b>	251

**FLOWS:**

<b>MONTH</b>	<b>GALLONS</b>	<b>DAILY AVERAGE</b>
JAN	5,685,989	183,419
FEB	5,242,523	180,777
MAR	6,392,984	206,225
APR	7,759,632	258,654
MAY	3,767,467	121,531
JUN	5,884,419	196,147
JULY	7,296,830	235,382
AUG	6,081,105	196,165
SEPT	6,918,958	230,632
OCT	5,948,925	191,901
NOV	4,350,338	145,011
DEC	4,135,303	133,397
<b>TOTAL</b>	<b>69,464,473</b>	

**COMMENTS:**

Other = franchise fee



**J B HUNT TRANSPORTATION (2008)**  
**PERMIT NUMBER - 2012080115**  
**COMPLIANCE STATUS - C**

**NON-COMPLIANCE INCIDENTS:**

**CHARGES ASSESSED:**

<b>MONTH</b>	<b>REGULAR</b>	<b>SURCHARGE</b>	<b>PENALTY</b>	<b>OTHER</b>	<b>TOTAL</b>
JAN	\$1,538.46			\$106.15	\$1,644.61
FEB	\$1,547.34			\$106.77	\$1,654.11
MAR	\$1,411.92			\$97.42	\$1,509.34
APR	\$1,092.24			\$75.36	\$1,167.60
MAY	\$1,158.84			\$79.96	\$1,238.80
JUN	\$1,207.68			\$83.33	\$1,291.01
JUL	\$1,103.34			\$76.13	\$1,179.47
AUG	\$1,145.52			\$79.04	\$1,224.56
SEPT	\$1,047.84			\$72.30	\$1,120.14
OCT	\$1,096.80			\$75.68	\$1,172.48
NOV	\$967.20			\$66.74	\$1,033.94
DEC	\$962.40			\$66.41	\$1,028.81
<b>TOTAL</b>	<b>\$14,279.58</b>	<b>\$0.00</b>	<b>\$0.00</b>	<b>\$985.29</b>	<b>\$15,264.87</b>

**INSPECTIONS:**

SAMPLING:	250
NON-SAMPLING	1
<b>TOTAL</b>	<b>251</b>

**FLOWS:**

<b>MONTH</b>	<b>GALLONS</b>	<b>DAILY AVERAGE</b>
JAN	518,364	16,721
FEB	521,356	17,978
MAR	475,728	15,346
APR	368,016	12,267
MAY	390,456	12,595
JUN	406,912	13,564
JUL	371,756	11,992
AUG	385,968	12,451
SEPT	353,056	11,769
OCT	341,836	11,027
NOV	301,444	10,048
DEC	299,948	9,676
<b>TOTAL</b>		<b>4,734,840</b>

**COMMENTS:**

Other = franchise fee

**J M PRODUCTS (2008)**  
**PERMIT NUMBER - 2012080116**  
**COMPLIANCE STATUS - C**

**NON-COMPLIANCE INCIDENTS:**

**CHARGES ASSESSED:**

MONTH	REGULAR	SURCHARGE	PENALTY	OTHER	TOTAL
JAN	\$315.24			\$21.75	\$336.99
FEB	\$375.18			\$25.89	\$401.07
MAR	\$523.92	\$143.11		\$36.15	\$703.18
APR	\$488.40	\$197.01		\$33.70	\$719.11
MAY	\$497.28			\$34.31	\$531.59
JUN	\$330.78			\$22.82	\$353.60
JUL	\$430.68	\$537.60		\$29.72	\$998.00
AUG	\$384.06			\$26.50	\$410.56
SEPT	\$372.96			\$25.73	\$398.69
OCT	\$388.80	\$0.18		\$26.83	\$415.81
NOV	\$324.00			\$22.36	\$346.36
DEC	\$412.80			\$28.48	\$441.28
<b>TOTAL</b>	<b>\$4,844.10</b>	<b>\$877.90</b>	<b>\$0.00</b>	<b>\$334.24</b>	<b>\$6,056.24</b>

**INSPECTIONS:**

SAMPLING:	250
NON-SAMPLING	<u>1</u>
TOTAL	251

**FLOWS:**

MONTH	GALLONS	DAILY AVERAGE
JAN	106,216	3,426
FEB	126,412	4,359
MAR	176,528	5,694
APR	164,560	5,485
MAY	167,552	5,405
JUN	111,452	3,715
JUL	145,112	4,681
AUG	129,404	4,174
SEPT	125,664	4,189
OCT	121,176	3,909
NOV	100,980	3,366
DEC	128,656	4,150
<b>TOTAL</b>		<u>1,603,712</u>

**COMMENTS:**

Other = franchise fee

**KOPPERS INDUSTRIES (2008)**  
**PERMIT NUMBER - 2012080117**  
**COMPLIANCE STATUS - C**

**NON-COMPLIANCE INCIDENTS:**

**CHARGES ASSESSED:**

<b>MONTH</b>	<b>REGULAR</b>	<b>SURCHARGE</b>	<b>PENALTY</b>	<b>OTHER</b>	<b>TOTAL</b>
JAN	\$2,819.40			\$194.54	\$3,013.94
FEB	\$3,285.60			\$226.71	\$3,512.31
MAR	\$3,887.22			\$268.22	\$4,155.44
APR	\$3,765.12	\$16.93		\$259.79	\$4,041.84
MAY	\$2,488.62			\$171.71	\$2,660.33
JUN	\$2,140.08			\$147.67	\$2,287.75
JUL	\$2,428.68			\$167.58	\$2,596.26
AUG	\$2,950.38			\$203.58	\$3,153.96
SEPT	\$3,418.80			\$235.90	\$3,654.70
OCT	\$2,685.60			\$185.31	\$2,870.91
NOV	\$2,587.20			\$178.52	\$2,765.72
DEC	\$2,798.40			\$193.09	\$2,991.49
<b>TOTAL</b>	<b>\$35,255.10</b>	<b>\$16.93</b>	<b>\$0.00</b>	<b>\$2,432.62</b>	<b>\$37,704.65</b>

**INSPECTIONS:**

SAMPLING:	250
NON-SAMPLING	<u>1</u>
<b>TOTAL</b>	251

**FLOWS:**

<b>MONTH</b>	<b>GALLONS</b>	<b>DAILY AVERAGE</b>
JAN	949,944	30,643
FEB	1,107,008	38,173
MAR	1,309,072	42,228
APR	1,268,224	42,274
MAY	838,544	27,050
JUN	720,840	24,028
JUL	818,120	26,391
AUG	993,856	32,060
SEPT	1,151,432	38,381
OCT	836,376	26,980
NOV	806,264	26,875
DEC	872,016	28,130
<b>TOTAL</b>		<b>11,671,696</b>

**COMMENTS:**

Other = franchise fee

**L'OREAL (2008)**  
**PERMIT NUMBER - 2012080118**  
**COMPLIANCE STATUS - C**

**NON-COMPLIANCE INCIDENTS:**

**CHARGES ASSESSED:**

<b>MONTH</b>	<b>REGULAR</b>	<b>SURCHARGE</b>	<b>PENALTY</b>	<b>OTHER</b>	<b>TOTAL</b>
JAN	\$3,651.90	\$4,320.97		\$251.98	\$8,224.85
FEB	\$2,559.66	\$1,383.05		\$176.62	\$4,119.33
MAR	\$2,373.18	\$1,926.19		\$163.75	\$4,463.12
APR	\$2,604.06	\$3,039.29		\$179.68	\$5,823.03
MAY	\$3,105.78	\$2,614.83		\$214.30	\$5,934.91
JUN	\$2,715.06	\$1,464.71		\$187.34	\$4,367.11
JUL	\$2,703.96	\$1,958.15		\$186.57	\$4,848.68
AUG	\$2,741.70	\$3,120.86		\$189.18	\$6,051.74
SEPT	\$2,524.14	\$1,545.12		\$174.17	\$4,243.43
OCT	\$2,702.40	\$2,737.01		\$186.47	\$5,625.88
NOV	\$2,157.60	\$2,244.57		\$148.87	\$4,551.04
DEC	\$2,673.60	\$2,104.87		\$184.48	\$4,962.95
<b>TOTAL</b>	<b>\$32,513.04</b>	<b>\$28,459.62</b>	<b>\$0.00</b>	<b>\$2,243.41</b>	<b>\$63,216.07</b>

**INSPECTIONS:**

SAMPLING:	250
NON-SAMPLING	<u>1</u>
<b>TOTAL</b>	<b>251</b>

**FLOWS:**

<b>MONTH</b>	<b>GALLONS</b>	<b>DAILY AVERAGE</b>
JAN	1,230,110	39,681
FEB	862,436	29,739
MAR	799,483	25,790
APR	877,111	29,237
MAY	1,045,795	33,735
JUN	914,232	30,474
JUL	910,824	29,381
AUG	923,456	29,789
SEPT	850,125	28,338
OCT	842,077	27,164
NOV	671,916	22,397
DEC	833,287	26,880
<b>TOTAL</b>	<b>10,760,852</b>	

**COMMENTS:**

Other = franchise fee

**MAVERICK TRUCKING (2008)**

PERMIT NUMBER - 2012080119

COMPLIANCE STATUS - NC

**NON-COMPLIANCE INCIDENTS:**

January pH above limits (self-monitoring)  
July TSS above limits (self-monitoring)  
August pH above limits (self-monitoring)  
October pH below limits  
December pH below limits (2)

**CHARGES ASSESSED:**

MONTH	REGULAR	SURCHARGE	PENALTY	OTHER	TOTAL
JAN	\$388.50		\$6.48	\$26.81	\$421.79
FEB	\$481.74			\$33.24	\$514.98
MAR	\$457.32			\$31.56	\$488.88
APR	\$468.42			\$32.32	\$500.74
MAY	\$404.04			\$27.88	\$431.92
JUN	\$472.86			\$32.63	\$505.49
JUL	\$472.86	\$136.53		\$32.63	\$642.02
AUG	\$470.64	\$19.26	\$11.34	\$32.47	\$533.71
SEPT	\$517.26			\$35.69	\$552.95
OCT	\$549.60		\$12.25	\$37.92	\$599.77
NOV	\$355.20			\$24.51	\$379.71
DEC	\$360.00		\$14.00	\$24.84	\$398.84
<b>TOTAL</b>	<b>\$5,398.44</b>	<b>\$155.79</b>	<b>\$44.07</b>	<b>\$372.50</b>	<b>\$5,970.80</b>

**INSPECTIONS:**

SAMPLING:	250
NON-SAMPLING	1
<b>TOTAL</b>	<b>251</b>

**FLOWS:**

MONTH	GALLONS	DAILY AVERAGE
JAN	130,900	4,223
FEB	162,316	5,597
MAR	154,088	4,971
APR	157,828	5,261
MAY	136,136	4,391
JUN	159,324	5,311
JUL	159,324	5,139
AUG	158,576	5,115
SEPT	174,284	5,809
OCT	171,292	5,526
NOV	110,704	3,690
DEC	112,200	3,619
<b>TOTAL</b>		<b>1,786,972</b>

**COMMENTS:**

Other = franchise fee

**OAKLEY (2008)**  
 PERMIT NUMBER - 2012080120  
 COMPLIANCE STATUS - C

**NON-COMPLIANCE INCIDENTS:**

**CHARGES ASSESSED:**

MONTH	REGULAR	SURCHARGE	PENALTY	OTHER	TOTAL
JAN	\$450.66	\$188.92		\$31.10	\$670.68
FEB	\$466.20	\$82.92		\$32.17	\$581.29
MAR	\$546.12	\$78.06		\$37.68	\$661.86
APR	\$541.68	\$34.41		\$37.38	\$613.47
MAY	\$572.76	\$30.93		\$39.52	\$643.21
JUN	\$657.12	\$262.98		\$45.34	\$965.44
JUL	\$723.72			\$49.94	\$773.66
AUG	\$628.26			\$43.35	\$671.61
SEPT	\$690.42	\$15.35		\$47.64	\$753.41
OCT	\$792.00			\$54.65	\$846.65
NOV	\$650.40	\$108.26		\$44.88	\$803.54
DEC	\$693.60	\$142.32		\$47.86	\$883.78
<b>TOTAL</b>	<b>\$7,412.94</b>	<b>\$944.15</b>	<b>\$0.00</b>	<b>\$511.51</b>	<b>\$8,868.60</b>

**INSPECTIONS:**

SAMPLING:	250
NON-SAMPLING	<u>1</u>
<b>TOTAL</b>	<b>251</b>

**FLOWS:**

MONTH	GALLONS	DAILY AVERAGE
JAN	151,844	4,898
FEB	157,080	5,417
MAR	184,008	5,936
APR	182,512	6,084
MAY	192,984	6,225
JUN	221,408	7,380
JUL	243,848	7,866
AUG	211,684	6,829
SEPT	232,628	7,754
OCT	246,840	7,963
NOV	202,708	6,757
DEC	216,172	6,973
<b>TOTAL</b>		<b>2,443,716</b>

**COMMENTS:**

Other = franchise fee

**ST. VINCENT NORTH (2008)**

PERMIT NUMBER - 2012080121

COMPLIANCE STATUS - C

**NON-COMPLIANCE INCIDENTS:**

**CHARGES ASSESSED:**

MONTH	REGULAR	SURCHARGE	PENALTY	OTHER	TOTAL
JAN	\$4,257.96				\$4,257.96
FEB	\$3,028.08				\$3,028.08
MAR	\$3,640.80				\$3,640.80
APR	\$3,907.20				\$3,907.20
MAY	\$5,463.42				\$5,463.42
JUN	\$6,477.96				\$6,477.96
JUL	\$6,779.88				\$6,779.88
AUG	\$6,506.82				\$6,506.82
SEPT	\$6,426.90				\$6,426.90
OCT	\$6,288.00				\$6,288.00
NOV	\$5,433.60				\$5,433.60
DEC	\$4,915.20				\$4,915.20
<b>TOTAL</b>	<b>\$63,125.82</b>	<b>\$0.00</b>	<b>\$0.00</b>	<b>\$0.00</b>	<b>\$63,125.82</b>

**INSPECTIONS:**

SAMPLING:	250
NON-SAMPLING	<u>1</u>
TOTAL	251

**FLOWS:**

MONTH	GALLONS	DAILY AVERAGE
JAN	1,434,664	46,279
FEB	1,020,272	35,182
MAR	1,226,720	39,572
APR	1,316,480	43,883
MAY	1,840,828	59,382
JUN	2,182,664	72,755
JUL	2,284,392	73,690
AUG	2,192,388	70,722
SEPT	2,165,460	72,182
OCT	1,959,760	63,218
NOV	1,693,472	56,449
DEC	1,531,904	49,416
<b>TOTAL</b>		<b>20,849,004</b>

**COMMENTS:**

**TRUCK-O-MAT (2008)**  
**PERMIT NUMBER - 2012080122**  
**COMPLIANCE STATUS - C**

**NON-COMPLIANCE INCIDENTS:**

**CHARGES ASSESSED:**

MONTH	REGUALR	SURCHARGE	PENALTY	OTHER	TOTAL
JAN	\$1,001.22			\$69.08	\$1,070.30
FEB	\$843.60			\$58.21	\$901.81
MAR	\$730.38			\$50.40	\$780.78
APR	\$619.38			\$42.74	\$662.12
MAY	\$728.16			\$50.24	\$778.40
JUN	\$721.50			\$49.78	\$771.28
JUL	\$670.44			\$46.26	\$716.70
AUG	\$666.00			\$45.95	\$711.95
SEPT	\$788.10			\$54.38	\$842.48
OCT	\$974.40			\$67.23	\$1,041.63
NOV	\$722.40			\$49.85	\$772.25
DEC	\$756.00			\$52.16	\$808.16
<b>TOTAL</b>	<b>\$9,221.58</b>	<b>\$0.00</b>	<b>\$0.00</b>	<b>\$636.28</b>	<b>\$9,857.86</b>

**INSPECTIONS:**

SAMPLING:	250
NON-SAMPLING	<u>1</u>
<b>TOTAL</b>	<b>251</b>

**FLOWS:**

MONTH	GALLONS	DAILY AVERAGE
JAN	336,800	10,865
FEB	283,600	9,779
MAR	245,900	7,932
APR	208,200	6,940
MAY	245,000	7,903
JUN	242,500	8,083
JUL	225,400	7,271
AUG	223,800	7,219
SEPT	265,100	8,837
OCT	303,300	9,784
NOV	224,700	7,490
DEC	235,500	7,597
<b>TOTAL</b>		<b>3,039,800</b>

**COMMENTS:**

Other = franchise fee



**TYSON FOODS (2008)**  
**PERMIT NUMBER - 2012080123**  
**COMPLIANCE STATUS - C**

**NON-COMPLIANCE INCIDENTS:**

**CHARGES ASSESSED:**

	<b>REGUALR</b>	<b>SURCHARGE</b>	<b>PENALTY</b>	<b>OTHER</b>	<b>TOTAL</b>
JAN	\$8,433.78	\$892.28		\$581.93	\$9,907.99
FEB	\$8,400.48			\$579.63	\$8,980.11
MAR	\$11,100.00			\$765.90	\$11,865.90
APR	\$10,149.84			\$700.34	\$10,850.18
MAY	\$10,094.34			\$696.51	\$10,790.85
JUN	\$11,457.42			\$790.56	\$12,247.98
JUL	\$12,702.84			\$876.50	\$13,579.34
AUG	\$12,660.66			\$873.59	\$13,534.25
SEPT	\$12,436.44			\$858.11	\$13,294.55
OCT	\$12,141.60			\$837.77	\$12,979.37
NOV	\$11,464.80			\$791.07	\$12,255.87
DEC	\$9,667.20			\$667.04	\$10,334.24
<b>TOTAL</b>	<b>\$130,709.40</b>	<b>\$892.28</b>	<b>\$0.00</b>	<b>\$9,018.95</b>	<b>\$140,620.63</b>

**INSPECTIONS:**

SAMPLING:	250
NON-SAMPLING	<u>1</u>
<b>TOTAL</b>	<b>251</b>

**FLOWS:**

<b>MONTH</b>	<b>GALLONS</b>	<b>DAILY AVERAGE</b>
JAN	2,841,285	91,654
FEB	2,830,055	97,588
MAR	3,739,398	120,626
APR	3,419,233	113,974
MAY	3,400,529	109,694
JUN	3,859,940	128,665
JUL	4,279,407	138,045
AUG	4,265,778	137,606
SEPT	4,190,112	139,670
OCT	3,783,435	122,046
NOV	3,572,519	119,084
DEC	3,012,696	97,184
<b>TOTAL</b>		<b>43,194,387</b>

**COMMENTS:**

Other = franchise fee

**UNION PACIFIC RAILROAD - PIKE AVENUE (2008)**

PERMIT NUMBER - 2012080124

COMPLIANCE STATUS - C

**NON-COMPLIANCE INCIDENTS:**

**CHARGES ASSESSED:**

<b>MONTH</b>	<b>REGUALR</b>	<b>SURCHARGE</b>	<b>PENALTY</b>	<b>OTHER</b>	<b>TOTAL</b>
JAN	\$10,667.10			\$736.03	\$11,403.13
FEB	\$10,385.16			\$716.58	\$11,101.74
MAR	\$9,670.32			\$667.25	\$10,337.57
APR	\$12,882.66			\$888.90	\$13,771.56
MAY	\$10,240.86			\$706.62	\$10,947.48
JUN	\$7,314.90			\$504.73	\$7,819.63
JUL	\$7,914.30			\$546.09	\$8,460.39
AUG	\$9,665.88			\$666.95	\$10,332.83
SEPT	\$14,305.68			\$987.09	\$15,292.77
OCT	\$9,866.40			\$680.78	\$10,547.18
NOV	\$7,394.40			\$510.21	\$7,904.61
DEC	\$6,784.80			\$468.15	\$7,252.95
<b>TOTAL</b>	<b>\$117,092.46</b>	<b>\$0.00</b>	<b>\$0.00</b>	<b>\$8,079.38</b>	<b>\$125,171.84</b>

**INSPECTIONS:**

SAMPLING:	250
NON-SAMPLING	1
<b>TOTAL</b>	<b>251</b>

**FLOWS:**

<b>MONTH</b>	<b>GALLONS</b>	<b>DAILY AVERAGE</b>
JAN	3,594,130	115,940
FEB	3,499,180	120,661
MAR	3,258,000	105,097
APR	4,340,330	144,678
MAY	3,450,070	111,293
JUN	2,464,210	82,140
JUL	2,665,950	85,998
AUG	3,256,270	105,041
SEPT	4,820,130	160,671
OCT	3,075,050	99,195
NOV	2,303,970	76,799
DEC	2,114,570	68,212
<b>TOTAL</b>		<b>38,841,860</b>

**COMMENTS:**

Other = franchise fee

**UNION PACIFIC RAILROAD - 400 YARD (2008)**

**NONCOMPLIANCE INCIDENTS:**

**CHARGES ASSESSED:**

<b>MONTH</b>	<b>REGUALR</b>	<b>SURCHARGE</b>	<b>PENALTY</b>	<b>OTHER</b>	<b>TOTAL</b>
JAN	\$1,134.42	\$219.79		\$78.27	\$1,432.48
FEB	\$939.06			\$64.80	\$1,003.86
MAR	\$912.42	\$881.01		\$62.96	\$1,856.39
APR	\$774.78	\$123.04		\$53.46	\$951.28
MAY	\$1,423.02	\$230.51		\$98.19	\$1,751.72
JUN	\$1,423.02	\$167.23		\$98.19	\$1,688.44
JUL	\$863.58			\$59.59	\$923.17
AUG	\$970.14			\$66.94	\$1,037.08
SEPT	\$927.96	\$185.69		\$64.03	\$1,177.68
OCT	\$909.60	\$476.07		\$62.76	\$1,448.43
NOV	\$912.00	\$234.32		\$62.93	\$1,209.25
DEC	\$1,646.40	\$198.45		\$113.60	\$1,958.45
<b>TOTAL</b>	<b>\$12,836.40</b>	<b>\$2,716.11</b>	<b>\$0.00</b>	<b>\$885.72</b>	<b>\$16,438.23</b>

**INSPECTIONS:**

SAMPLING:	12
NON-SAMPLING	
<b>TOTAL</b>	<b>12</b>

**FLOWS:**

<b>MONTH</b>	<b>GALLONS</b>	<b>DAILY AVERAGE</b>
JAN	381,929	12,320
FEB	316,254	10,905
MAR	307,278	9,912
APR	260,678	8,689
MAY	478,944	15,450
JUN	478,870	15,962
JUL	290,673	9,377
AUG	326,278	10,525
SEPT	312,215	10,407
OCT	282,894	9,126
NOV	283,567	9,452
DEC	512,679	16,538

**TOTAL** 4,232,259

**COMMENTS:**

Other = franchise fee

**North Little Rock Waste Water Utility**  
**(Permitted Significant Industrial User)**  
**Contact/Address List** (Revised: 2/26/09)

**Arkansas Surgical Hospital**

5201 Northshore Dr.  
N.L.R., AR. 72118

Permit # 2012080110 Eff. 9-01-2008  
SIC # 8062 Exp. 8-31-2012

Carrie Helm, CEO (501) 748-8017  
Joe Lancaster, Facilities Manager (501) 748-8093

**Baptist Health Medical Center North**

3333 Springhill Dr.  
N.L.R., AR. 72117

Permit #2012080111 Eff. 9-01-2008  
SIC # 8062 Exp.8-31-2012

Danny Draper, Director-Facilities Management (501)202-3010  
Trisha Barker, Maintenance Department (501)202-3011

**Blue Beacon**

(3200 Hwy 391 N.L.R., AR. 72203)  
P.O. Box 17923  
N.L.R., AR. 72117

Permit #2012080112 Eff. 9-01-2008  
SIC #7542 Exp. 8-31-2012

Walter Nixon, Manager (501)945-7023

Blue Beacon (Billing)-(Environmental Compliance)  
P.O. Box 856  
Salina, KS. 67402-0856

Tina Dorf, Director Environmental Compliance (785)825-2221

Central Arkansas Veterans Healthcare Systems

Permit #2012080113  
SIC#8062 Eff. 9-01-2008  
Exp. 8-31-2012

Central Arkansas Veterans Healthcare Systems  
N.L.R. Division Safety Office (138/NLR)  
2200 Fort Roots Drive  
N.L.R., AR. 72114

R.J. Lipin, Chief Engineering Service (501)370-6622  
Juanita Terry, Environmental Officer (501)257-1130

Central Arkansas Veterans Healthcare Systems  
Engineering Services (138 / NLR)

Attn: Trish Walters  
2200 Fort Roots Drive  
N.L.R., AR. 72114 (Billing) Trish Walters 257-1150 Fax: 257-1144

Chicopee / PGI Nonwovens

Permit # 2012080114  
SIC # 2297, 2676 Eff. 9-01-2008  
Exp.8-31-2012

1301 E 8<sup>th</sup> Street  
N.L.R., AR. 72115

Adam Thomas, Plant Manager (501)399-2587  
Robby Tefteller, Reliability Manager (501)399-2566

J B Hunt Transportation

Permit #2012080115 Eff. 9-01-2008  
SIC #4231 Exp. 8-31-2012

2901 Hwy 161 North.  
N.L.R., AR. 72117

Jeff Taylor, Maintenance Director (501)945-8681  
Melisa Alvers (501)945-8682

J M Products

Permit #2012080116 Eff. 9-01-2008  
SIC #2844 Exp. 8-31-2012

(10500 Maybelline Rd. N.L.R., AR. 72117)  
P.O. Box 4025  
L.R., AR. 72214

Michael Joshua, President (501)371-0040  
Ernest P. Joshua, VP/Plant Manager 664-7109  
Tim Shavers (501)945-5550

## Koppers Industries

Categorical Industry (CFR429- Timber Products Processing)

(2201 Edmonds Rd. N.L.R., AR. 72117)

Permit #2012080117

P.O. Box 15490

SIC #2491 Eff. 9-01-2008

Little Rock, AR. 72231

Exp. 8-31-2012

Bill Reneau, Assistant Plant Manager (501)945-6429 cell:501-690-2528

Brad Maxey, Plant Manager (501)945-4581

## L'OREAL USA PRODUCTS, INC.

11500 Maybelline Rd.

Permit #2012080118

N.L.R., AR. 72117-1886

SIC #2844

Eff. 9-01-2008

Exp. 8-31-2012

Kay Mueller, Environmental Manager (501) 955-8590

## Maverick

(13301 Valentine Rd. N.L.R., AR. 72117)

Permit #2012080119

P.O. Box 15428

SIC #4213 & 7542

Eff. 9-01-2008

Little Rock, AR. 72231

Exp. 8-31-2012

Don Moir, Maintenance Director (501)955-1273

## Bruce Oakley Inc.

(3700 Lincoln Av., N.L.R., AR. 72114)

Permit # 2012080120

P.O. Box 17880

SIC # 4213 & 7542

Eff. 9-01-2008

N.L.R. AR. 72117

Exp. 8-31-2012

Dennis Oakley, President (501) 945-0875

Mac Holleman, Operations Manager (501) 945-0875

**St. Vincent Medical Center – North**  
(2215 Wildwood Av. Sherwood, AR. 72120)  
St. Vincent Infirmary Medical Center  
#2 St. Vincent Cr. L.R, AR. 72205

Permit # 2012080121 Eff. 9-01-2008  
SIC # 8062 Exp. 8-31-2012

Kevin Johnson, Administrative Director Facilities & Engineering (501) 552-3936  
David Terry, Maintenance (501) 834-0295

**Truck-O-Mat**

(11601 Kinard Rd. N.L.R., AR. 72117)  
P.O. Box 17742  
N.L.R., AR. 72117

Permit #2012080122  
SIC #7542 & 5541 Eff. 9-01-2008  
Exp. 8-31-2012

Gary Cozad, Manager (501)945-2899

**Tyson Foods**

3800 Progress Street  
N.L.R., AR. 72117

Permit #2012080123  
SIC #2015 Eff. 9-01-2008  
Exp. 8-31-2012

Mike Cook, Treatment Plant Mgr. (501)945-7131  
Richard Williams, Plant Manager (501)945-7131  
Pat Pollack, Environmental Mgr. (1-479-498-0442)

**Union Pacific Railroad**

Permit #2012080124  
SIC#4011 Eff. 9-01-2008  
Exp. 8-31-2012

Union Pacific Railroad  
1000 W 4<sup>th</sup>  
N.L.R., AR. 72114  
Tom Franklin(Jenks Shop)  
Shop Manager  
(501)373-2066

Union Pacific Railroad  
1000 W 4<sup>th</sup>  
N.L.R, AR. 72114  
John Stewart (cell 765-7456)  
Manager Environmental  
(501)373-2304

Union Pacific Railroad  
P.O.Box1611  
Downtown Station  
Omaha, NE. 68101  
....(Billing)....

Treatment Plant Facility Address: 1101 West Broadway Av. N.L.R, AR.

**Hacth-Mott** (Un-Pac wwtp contractor. Pike Ave. Plant.)(501)373-2323  
300 Pike Ave. Marty Waldrop, wwtp. Supervisor.(501)373-2099  
N.L.R., AR. 72114

## FAULKNER LAKE T/P INDUSTRIAL FLOWS RECAP 2008

MONTH	JANUARY	FEBRUARY	MARCH	APRIL	MAY	JUNE	JULY	AUGUST	SEPTEMBER	OCTOBER	NOVEMBER	DECEMBER	ANNUAL TOTAL/MG
BAPTIST HEALTH M/C (NORTH)	1,246,850	1,153,440	1,214,090	1,587,160	1,216,390	1,375,054	1,548,140	1,093,660	1,019,460	1,259,480	1,342,770	1,447,390	15,504
BLUE BEACON	528,836	510,136	474,232	429,352	487,696	494,428	496,672	365,692	443,564	501,908	365,024	378,488	5,476
CAY HEALTHCARE SYSTEM	6,965,294	6,674,846	7,154,699	7,462,660	7,175,597	7,227,753	8,555,520	8,664,450	9,240,610	5,559,022	4,863,890	4,554,420	84,089
CHICOPEE	5,684,989	5,242,523	6,392,984	7,759,632	3,767,467	5,884,419	7,296,830	6,081,105	6,918,958	5,948,925	4,350,338	4,135,303	69,463
J B HUNT TRANSPORTATION	518,364	521,356	475,728	368,016	390,456	406,912	371,756	385,968	353,056	341,836	301,444	299,948	4,735
J M PRODUCTS	106,216	126,412	176,528	164,560	167,552	111,452	145,112	129,404	125,664	121,176	100,980	128,656	1,604
KOPPERS INDUSTRIES	949,944	1,107,008	1,309,072	1,268,224	838,544	720,840	818,120	993,856	1,151,432	836,376	806,264	872,016	11,872
LOREAL USA PRODUCTS	1,230,110	862,436	799,483	877,111	1,045,795	914,232	910,824	923,456	850,125	842,077	671,916	833,287	10,761
MAVERICK TRANSPORT	130,900	162,316	154,088	157,828	136,136	159,324	159,324	158,576	174,284	171,292	110,704	112,200	1,787
MAKLEY	151,844	157,080	184,008	182,512	192,984	221,408	243,848	211,684	232,628	246,840	202,708	216,172	2,444
TRUCK-O-MAT	336,800	283,600	245,900	208,200	245,000	242,500	225,400	223,800	265,100	303,300	224,700	235,500	3,040
TYSON FOODS	2,841,285	2,830,055	3,739,398	3,419,233	3,400,529	3,859,940	4,279,407	4,265,778	4,190,112	3,783,435	3,572,519	3,012,696	43,194
UNION PACIFIC - PIKE AVE	3,594,130	3,499,180	3,268,000	4,340,330	3,450,070	2,464,210	2,665,950	3,256,270	4,820,130	3,075,050	2,303,970	2,114,570	38,842
UNION PACIFIC - 400 YD	381,929	316,254	307,278	260,678	478,944	478,870	290,673	326,278	312,215	282,894	283,567	512,679	4,232
TOTAL INDUSTRIAL FLOW	24,677	23,452	25,692	28,492	22,992	24,562	28,012	27,082	30,102	23,272	19,502	18,852	0.81
FAULKNER LAKE INFLUENT	163,745	202,231	253,392	279,154	203,041	170,773	162,069	183,961	205,886	194,832	155,466	205,453	6.52
MONTHLY % OF FLOW	15.06	11.59	10.22	10.20	11.32	14.38	17.28	14.72	14.62	11.95	12.54	9.18	12.47







**MONITORING RESULTS FOR THE ANNUAL PRETREATMENT REPORT**  
**REPORTING YEAR: January 1, 2008 TO December 31, 2008**  
**TREATMENT PLANT: Faulkner Lake Treatment Plant NPDES PERMIT AR0020303**  
**AVERAGE POTW INF. FLOW: 6.52 MGD % IU FLOW: 12.47**

*Let's talk AB*

METALS CYANIDE and PHENOLS (Total)	MAHL LIMIT (mg/L)	INFLUENT DATES-SAMPLED				WQ LEVEL LIMIT mg/L	EFFLUENT DATES-SAMPLED				Laboratory Analysis	
		Results mg/L					Results mg/L				EPA Method Used	Detection Level Achieved (ug/L)
		1st Qtr	2nd Qtr	3rd Qtr	4th Qtr		1st Qtr	2nd Qtr	3rd Qtr	4th Qtr		
Antimony		<0.0200	<0.0200	<0.0200		<0.0200	<0.0200	<0.0200		200.7	20	
Arsenic	0.013	<0.0100	<0.0100	<0.0100	2.48	<0.0100	<0.0100	<0.0100		200.7	10	
Beryllium		<0.0050	<0.0050	<0.0050		<0.0050	<0.0050	<0.0050		200.7	5	
Cadmium	0.01	<0.0010	0.0020	<0.0010	0.035	<0.0010	<0.0010	<0.0010		200.7	1	
Chromium	0.638	0.01900	0.00900	0.00100	7.23	<0.00100	<0.00100	<0.00100		200.7	1	
Copper	0.376	0.1700	0.0860	0.0270	0.15	<0.0030	<0.0030	<0.0030		200.7	3	
Lead	0.083	0.0450	0.0160	<0.0100	0.12	<0.0100	<0.0100	<0.0100		200.7	10	
Mercury	0.001	81.60ng/L	567.00ng/L	37.73ng/L	0.0003	7.75ng/L	2.17ng/L	3.36ng/L		1631E	0.005	
Molybdenum	0.072	0.0200	0.0220	<0.0100		<0.0100	0.0130	<0.0100		200.7	10	
Nickel	0.077	<0.0020	<0.0020	<0.0020	5.54	<0.0020	<0.0020	<0.0020		200.7	2	
Selenium	0.002	0.0210	0.0070	<0.0050	0.138	<0.0050	<0.0050	<0.0050		200.7	5	
Silver	0.108	<0.0010	<0.0010	<0.0010	0.041	<0.0010	<0.0010	<0.0010		200.7	1	
Thallium		<0.0100	<0.0100	<0.0100		<0.0100	<0.0100	<0.0100		200.7	10	
Zinc	0.789	0.7810	0.2920	0.0900	0.97	0.0590	0.0510	0.0500		200.7	20	
Cyanide	0.3227	<0.0100	<0.0100	<0.0100	0.15	<0.0100	<0.0100	<0.0100		SM4500-CN E	10	
Phenols		<0.05	0.14	0.17		<0.005	<0.005	0.058		420.1	5	



**MONITORING RESULTS FOR THE ANNUAL PRETREATMENT REPORT**  
**REPORTING YEAR: January 1, 2008 TO December 31, 2008**  
**TREATMENT PLANT: Five Mile Creek NPDES PERMIT AR0020320**  
**AVERAGE POTW INF.FLOW: 3.89 MGD % IU FLOW: 1.47**

METALS CYANIDE and PHENOLS (Total)	MAHL LIMIT (mg/L)	INFLUENT DATES-SAMPLED				WQ LEVEL LIMIT mg/L	EFFLUENT DATES-SAMPLED				Laboratory Analysis	
		Results mg/L					Results mg/L				EPA Method Used	Detection Level Achieved (ug/L)
		1st Qtr	2nd Qtr	3rd Qtr	4th Qtr		1st Qtr	2nd Qtr	3rd Qtr	4th Qtr		
Antimony		<0.0200	<0.0200	<0.0200		<0.0200	<0.0200	<0.0200		200.7	20	
Arsenic	0.013	<0.0100	<0.0100	<0.0100	2.48	<0.0100	<0.0100	<0.0100		200.7	10	
Beryllium		<0.0050	<0.0050	<0.0050		<0.0050	<0.0050	<0.0050		200.7	5	
Cadmium	0.01	<0.0010	<0.0010	<0.0010	0.035	<0.0010	<0.0010	<0.0010		200.7	1	
Chromium	0.638	0.00200	0.00100	<0.00100	7.23	0.00100	0.00100	<0.00100		200.7	1	
Copper	0.376	0.0270	<0.0030	0.0400	0.15	<0.0030	<0.0030	<0.0030		200.7	3	
Lead	0.083	<0.0100	<0.0100	<0.0100	0.12	<0.0100	<0.0100	<0.0100		200.7	10	
Mercury	0.001	53.8ng/L	103.00ng/L	66.71ng/L	0.0003	24.42ng/L	15.53ng/L	14.36ng/L		1631E	0.005	
Molybdenum	0.072	<0.0100	<0.0100	<0.0100		<0.0100	<0.0100	<0.0100		200.7	10	
Nickel	0.077	<0.0020	<0.0020	<0.0020	5.54	<0.0020	<0.0020	<0.0020		200.7	2	
Selenium	0.002	0.0060	0.0100	<0.0050	0.138	<0.0050	<0.0050	<0.0050		200.7	5	
Silver	0.108	<0.0010	<0.0010	<0.0010	0.041	<0.0010	<0.0010	<0.0010		200.7	1	
Thallium		<0.0100	<0.0100	<0.0100		<0.0100	<0.0100	<0.0100		200.7	10	
Zinc	0.789	0.0770	0.0680	0.2040	0.97	0.0310	0.0260	0.0120		200.7	20	
Cyanide	0.3227	<0.0100	<0.0100	<0.0100	0.15	<0.0100	<0.0100	<0.0100		SM4500-CN E	10	
Phenols		0.07	<0.05	<0.05		0.039	<0.005	<0.005		420.1	5	



**MONITORING RESULTS FOR THE ANNUAL PRETREATMENT REPORT**

REPORTING YEAR: January 1, 2008 TO December 31, 2008

TREATMENT PLANT: White Oak NPDES PERMIT AR0038288

AVERAGE POTW INF. FLOW: 4.06 MGD % IU FLOW: 0.24

METALS CYANIDE and PHENOLS (Total)	MAHL LIMIT (mg/L)	INFLUENT DATES SAMPLED				WQ LEVEL LIMIT mg/L	EFFLUENT DATES SAMPLED				Laboratory Analysis	
		Results mg/L					Results mg/L				EPA Method Used	Detection Level Achieved (ug/L)
		1st Qtr	2nd Qtr	3rd Qtr	4th Qtr		1st Qtr	2nd Qtr	3rd Qtr	4th Qtr		
Antimony		<0.0200	<0.0200	<0.0200		<0.0200	<0.0200	<0.0200			200.7	20
Arsenic	0.013	<0.0100	<0.0100	<0.0100		<0.0100	<0.0100	<0.0100		2.48	200.7	10
Beryllium		<0.0050	<0.0050	<0.0050		<0.0050	<0.0050	<0.0050			200.7	5
Cadmium	0.01	<0.0010	<0.0010	<0.0010		<0.0010	<0.0010	<0.0010		0.035	200.7	1
Chromium	0.638	0.00200	0.00100	0.00100		0.00100	<0.00100	<0.00100		7.23	200.7	1
Copper	0.376	0.1500	0.0150	0.0660		0.0150	0.0660	<0.0030		0.15	200.7	3
Lead	0.083	<0.0100	<0.0100	<0.0100		<0.0100	<0.0100	<0.0100		0.12	200.7	10
Mercury	0.001	12.86ng/L	16.90ng/L	88.20ng/L		4.77ng/L	3.74ng/L	4.51ng/L		0.0003	1631E	0.005
Molybdenum	0.072	<0.0100	<0.0100	<0.0100		<0.0100	<0.0100	<0.0100			200.7	10
Nickel	0.077	<0.0020	<0.0020	<0.0020		<0.0020	<0.0020	<0.0020		5.54	200.7	2
Selenium	0.002	0.0050	0.0210	<0.0050		<0.0050	<0.0050	<0.0050		0.138	200.7	5
Silver	0.108	<0.0010	<0.0010	<0.0010		<0.0010	<0.0010	<0.0010		0.041	200.7	1
Thallium		<0.0100	0.0440	<0.0100		<0.0100	<0.0100	<0.0100			200.7	10
Zinc	0.789	0.2020	0.1080	0.1840		0.0490	0.0180	0.0180		0.97	200.7	20
Cyanide	0.3227	<0.0100	<0.0100	<0.0100		<0.0100	<0.0100	<0.0100		0.15	SM4500-CNE	10
Phenols		<0.05	<0.05	0.12		0.028	<0.005	<0.005			420.1	5





**ATTACHMENT A**  
**PRETREATMENT PROGRAM STATUS REPORT**  
**UPDATED SIGNIFICANT INDUSTRIAL USERS LIST**

Industrial User Name	NAICS Code	40 CFR XXX or N/A	Control Document		New User	Times Inspected	Times Sampled	Compliance Status (C, NC, or SNC)				Permit Limits
			Y/N	Last Action				Reports			Self Monitoring	
								BMR	90-day Compliance	Semi Annual		
Arkansas Surgical Hosp.	8062	N/A	Y	9/1/08	N	1	250	N/A	N/A	N/A	NC	NC
Baptist Health Med. Ctr. North	8062	N/A	Y	9/1/08	N	1	250	N/A	N/A	N/A	C	NC
Blue Beacon	7542	N/A	Y	9/1/08	N	1	250	N/A	N/A	N/A	NC	NC
Central Arkansas Veterans	8062	N/A	Y	9/1/08	N	1	250	N/A	N/A	N/A	C	C
Chicopee Inc. / FGI	2297	N/A	Y	9/1/08	N	1	250	N/A	N/A	N/A	C	NC
J B Hunt	4231	N/A	Y	9/1/08	N	1	250	N/A	N/A	N/A	C	C
J M Products	2844	N/A	Y	9/1/08	N	1	250	N/A	N/A	N/A	C	C
Koppers	2491	40 CFR 429	Y	9/1/08	N	1	250	N/A	N/A	N/A	C	C
L'Oreal USA Products	2844	N/A	Y	9/1/08	N	1	250	N/A	N/A	N/A	C	C
Maverick	4213	N/A	Y	9/1/08	N	1	250	N/A	N/A	N/A	NC	NC
Bruce Oakley	4213	N/A	Y	9/1/08	N	1	250	N/A	N/A	N/A	C	C
St. Vincent North	8062	N/A	Y	9/1/08	N	1	250	N/A	N/A	N/A	C	C
Truck-O-Mat	7542	N/A	Y	9/1/08	N	1	250	N/A	N/A	N/A	C	C

Tyson	2015	N/A	Y	9/1/08	N	1	250	N/A	N/A	N/A	C	C
Union Pacific Railroad	4011	N/A	Y	9/1/08	N	1	250	N/A	N/A	N/A	C	C



**ATTACHMENT C**

PRETREATMENT PERFORMANCE SUMMARY (PPS)

**NOTE:** ALL QUESTIONS REFER TO THE INDUSTRIAL PRETREATMENT PROGRAM AS APPROVED BY ADEQ. THE PERMITTEE SHOULD NOT ANSWER THE QUESTIONS BASED ON CHANGES MADE TO THE APPROVED PROGRAM WITHOUT DEPARTMENT AUTHORIZATION.

I. General Information

Control Authority Name North Little Rock Waste Water Utility

Address 7400 Baucum Pike, P.O. Box 17898

City North Little Rock State/Zip Arkansas / 72117-5240

Contact Person Ed Toland Position Pretreatment Supervisor

Contact Telephone 501-945-7186 NPDES Permit Nos. AR0020303;AR0020320;AR0038288

Reporting Period January 1, 2008 December 31, 2008

(Beginning Month and Year) (Ending Month and Year)

Total Number of Categorical IUs 1

Total Number of Significant Noncategorical IUs 14

Total Number of Non-Significant (yet permitted) IUs 0

II. Significant Industrial User Compliance

	<u>SIGNIFICANT INDUSTRIAL USERS</u>	
	<u>Categorical</u>	<u>NonCategorical</u>
1) No. of SIUs Submitting BMRs/Total No. Required. . . . .	<u>0/0</u>	<u>N/A*</u>
2) No. of SIUs Submitting 90-Day Compliance Reports/No. Required. . . . .	<u>0/0</u>	<u>N/A*</u>
3) No. of SIUs Submitting Semiannual Reports/ Total No. Required. . . . .	<u>0/0</u>	<u>0/0</u>
4) No. of SIUs Meeting Compliance Schedule/ Total No. Required to Meet Schedule . . . . .	<u>0/0</u>	<u>0/0</u>
5) No. of SIUs in Significant Noncompliance/ Total No. of SIUs . . . . .	<u>0/1</u>	<u>0/14</u>
6) Rate of Significant Noncompliance for all SIUs (categorical and noncategorical) . . . . .		<u>0/15</u>

III. Compliance Monitoring Program

	<u>SIGNIFICANT INDUSTRIAL USERS</u>	
	<u>Categorical</u>	<u>NonCategorical</u>
1) No. of Control Documents Issued/Total No. Required. . . . .	<u>1/1</u>	<u>14/14</u>
2) No. of Nonsampling Inspections Conducted. . . . .	<u>1/1</u>	<u>14/14</u>
3) No. of Sampling Visits Conducted. . . . .	<u>1/250</u>	<u>14/3512</u>
4) No. of Facilities Inspected (nonsampling) . . . . .	<u>1/1</u>	<u>14/14</u>
5) No. of Facilities Sampled . . . . .	<u>1/1</u>	<u>14/14</u>

IV. Enforcement Actions

	<u>SIGNIFICANT INDUSTRIAL USERS</u>	
	<u>Categorical</u>	<u>NonCategorical</u>
1) No. of Compliance Schedules Issued/No. of Schedules Required . . . . .	<u>0/0</u>	<u>0/0</u>
2) No. of Notices of Violations Issued to SIUs	<u>0</u>	<u>3</u>
3) No. of Administrative Orders Issued to SIUs	<u>0</u>	<u>0</u>
4) No. of Civil Suits Filed. . . . .	<u>0</u>	<u>0</u>
5) No. of Criminal Suits Filed . . . . .	<u>0</u>	<u>0</u>
6) No. of Significant Violators (attach newspaper publication). . . . .	<u>0</u>	<u>0</u>
7) Amount of Penalties (not surcharges) Collected (total dollars/IUs assessed) . . . . .	<u>0/1</u>	<u>\$3,999.26/14</u>
8) Other Actions (sewer bans, etc.). . . . .	<u>0</u>	<u>0</u>

The following certification must be signed in order for this form to be considered complete:

I certify that the information contained herein is complete and accurate to the best of my knowledge.

Eric A. Roll  
 Authorized Representative Date 3-17-09

# Arkansas Democrat Gazette

## STATEMENT OF LEGAL ADVERTISING

RECEIVED

MAR - 9 2009

NLR WASTEWATER UTILITY  
PO BOX 17898  
NORTH LITTLE ROCK 72117

REMIT TO:  
NORTH LITTLE ROCK WASTE WATER UTILITY  
ARKANSAS DEMOCRAT-GAZETTE, INC.  
P.O. BOX 2221  
LITTLE ROCK, AR 72203

ATTN: Beth Caipen  
DATE : 03/05/09 INVOICE #: 2404115  
ACCT #: L826958 P.O. #: 090354

BILLING QUESTIONS CALL 378-3812

STATE OF ARKANSAS,  
COUNTY OF PULASKI, } ss.

I, Elizabeth Myers do solemnly swear that I am the Legal Billing Clerk of the Arkansas Democrat - Gazette, a daily newspaper printed and published in said County, State of Arkansas; that I was so related to this publication at and during the publication of the annexed legal advertisement in the matter of:


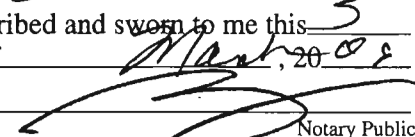
public notice  
pending in the Court, in said County, and at the dates of the several publications of said advertisement stated below, and that during said periods and at said dates, said newspaper was printed and had a bona fide circulation in said County; that said newspaper had been regularly printed and published in said County, and had a bona fide circulation therein for the period of one month before the date of the first publication of said advertisement; and that said advertisement was published in the regular daily issues of said newspaper as stated below.


### AD COPY

**PUBLIC NOTICE**  
As outlined in the Clean Water Act of 1977 (Public Law 95-217) and as required by National Pollutant Discharge Elimination System (NPDES) Permits AR0020303, AR0020320, AR 0038288, Part III, Section 7(d), the following is a list of Significant Industrial Users who were classified as Significant Violators with applicable pretreatment requirements as defined under the Industrial Pretreatment Program of the North Little Rock Waste Water Utility approved March 16, 1987. (Revised: July 1989, February 1996).  
There were no Significant Violators for the year 2008.  
55382115f

DATE	DAY	LINAGE	RATE	DATE	DAY	LINAGE	RATE
03/05	Thu	25	1.25				

TOTAL COST ----- 31.25  
Billing Ad #: 55382115

  
Subscribed and sworn to me this 5  
day of March, 2009  
  
Notary Public



# PPS Program Report

\* NPDES ID: AR0020320 Permittee's Name N. Little Rock  
 \* Report Received/Event Date: 3/19/09 Date 3/27/09

**Report Type**  
 Please select a Program Report to add

- Biosolids Program Report
- CAFO Annual Report
- CSO Event Report
- Local Limits Report
- MS4 Program Report
- Pretreatment Performance Summary Report
- SSO Annual Report
- SSO Event Report
- SSO Monthly Event Report
- Storm Water Event Report

**Report Information**

\* Pretreatment Performance Summary Start Date: 1/1/08

**Significant Industrial Users (SIUs)**

SIUs: 15  
 SIUs Without Control Mechanism: 0  
 SIUs Not Inspected: 0  
 SIUs Not Sampled: 0  
 SIUs in SNC with Pretreatment Standards: 0  
 SIUs in SNC with Reporting Requirements: 0  
 SIUs in SNC with Pretreatment Schedule: 0  
 SIUs in SNC Published in Newspaper: 0  
 SIUs Schedules: 0  
 Violation Notices Issued to SIUs: 3  
 Administrative Orders Issued to SIUs: 0  
 Civil Suits Filed Against SIUs: 0  
 Criminal Suits Filed Against SIUs: 0

**Categorical Industrial Users (CIUs)**

CIUs: 1  
 CIUs in SNC: 0

**Penalties**

Dollar Amount of Penalties Collected: \$ 4,000  
 Industrial Users (IUs) from which Penalties have been collected: 4

**Other Information**

SUO Reference: \_\_\_\_\_  
 SUO Date: \_\_\_\_\_  
 Annual Pretreatment Budget: \$ \_\_\_\_\_  
 Pass-Through/Interference Indicator:   
 Violation of IU Schedule for Remedial Measures:  No  
 Timely Response to Violation of IU Schedule for Remedial Measures:

**Local Limits**

Date of Most Recent Technical Evaluation & or Local Limits: \_\_\_\_\_  
 Date of Most Recent Adoption of Technically Based Local Limits: \_\_\_\_\_  
 Local Limit Pollutants: \_\_\_\_\_

**Removal Credits**

Removal Credits Application Status:   
 Date of Most Recent Removal Credits Approval: \_\_\_\_\_  
 Removal Credits: \_\_\_\_\_

**Acceptance of Waste**

Acceptance of Hazardous Waste:   
 Acceptance of Non-Hazardous Industrial Waste:   
 Acceptance of Hauled Domestic Wastes:

**Deficiencies**

Deficiencies Identified During IU File Review:   
 Control Mechanism Deficiencies:   
 Legal Authority Deficiencies:   
 Deficiencies in Data Management and Public Participation:   
 Deficiencies in Interpretation and Application of Pretreatment Standards:   
 Inadequacy of Sampling and Inspections:   
 Adequacy of Pretreatment Resources:

**Annual Frequency**

Annual Frequency of Influent Toxicant Sampling: \_\_\_\_\_  
 Annual Frequency of Effluent Toxicant Sampling: \_\_\_\_\_  
 Annual Frequency of Sludge Toxicant Sampling: \_\_\_\_\_